

POTTER COUNTY TREASURER

2016 SECOND QUARTER INVESTMENT REPORT



Commissioners' Court
April 25, 2016
Potter County Treasurer
Leann Jennings

County of Potter

STATE OF TEXAS

TREASURER'S OFFICE
900 S. POLK, SUITE 701
AMARILLO, TEXAS 79101-3412



PHONE: (806) 349-4834
FAX: (806) 349-4845
leannjennings@co.potter.tx.us

LEANN JENNINGS
COUNTY TREASURER

APRIL, 2016

The Honorable Commissioners' Court
Potter County
Amarillo, Texas 79101

The Pubic Funds Investment Act requires that not less than quarterly under Section 2256.023, that the investment officer will prepare and submit to the Commissioners' Court a written report of investment transactions for all funds for the preceding reporting period within a reasonable time after the end of the period. This section also requires that the report reflect the following:

- A) The investment position of Potter County on the date of the report.
- B) A summary statement of each pooled fund group that states the:
 - a. Beginning market value for the reporting period;
 - b. Additions and changes to the market value during the period;
 - c. Ending market value for the period; and
 - d. Fully accrued interest for the period.
- C) State the book value and market value of each separately invested asset at the beginning and end of the reporting by the type of asset and fund type invested.
- D) State the maturity date of each separately invested asset that has a maturity date.
- E) State the account or fund or pooled group fund in the county for which each individual investment was acquired.
- F) And, state the compliance of the investment portfolio of the county as it relates to:
 - a. The investment strategy expressed in the county's investment policy;
 - b. Relevant provisions of this chapter.

This report will reflect the investment position of Potter County from January 1, 2016 through March 31, 2016.

The investment strategy for all funds for the first quarter of our 2016 fiscal year was that of the investment pool in TexPool, TexPool Prime, Texas Class and Amarillo National Bank.

NOTE:


TexPool and Texas Class investments do not have a stated maturity, funds are available daily. Please see the monthly reports enclosed for ownership and changes in book and market value and their monthly information.

Respectfully,



Leann Jennings
Potter County Treasurer/Investment Officer

Potter County 2016 Investment Committee:



Commissioner H.R. Kelly, Precinct 1



Kerry Hood, County Auditor



Dave Kemp, Assistant County Attorney

POTTER COUNTY DEPOSIT ACCOUNTS - INTEREST PAID

SECOND QUARTER 2016	JANUARY		FEBRUARY		MARCH	
ACCOUNT:	ENDING BALANCE	INTEREST EARNED	ENDING BALANCE	INTEREST EARNED	ENDING BALANCE	INTEREST EARNED
1) JUVENILE FUND	26,417.73	6.96	26,475.61	7.57	26,564.67	9.25
2) JUVENILE PROBATION STATE FUND	303,656.15	79.95	300,574.42	85.97	320,161.68	111.49
3) JUVENILE IV-E FUND	476,108.47	125.35	477,877.89	136.68	495,666.29	172.60
4) JUVENILE PROBATION	1,045,749.16	275.33	1,303,332.20	372.78	1,104,668.40	384.66
*5) DISBURSEMENT ACCOUNT	550,282.22	144.88	556,025.58	159.04	615,565.21	214.35
6) INSURANCE ACCOUNT	1,299,408.22	342.11	1,250,868.76	357.78	1,284,480.69	447.28
*7) CO. ATTY HOT CHECK FUND	136,986.61	36.07	136,498.51	39.04	136,489.33	47.53
*8) DIST. ATTY HOT CHECK FUND	127,282.74	33.51	127,105.96	36.36	126,961.73	44.21
9) DIST. ATTY FORFEITURE RELEASE	132,348.17	34.84	127,365.91	36.43	123,031.03	42.84
10) GENERAL OPERATING FUND	7,856,269.57	2,068.38	5,424,222.09	1,551.46	5,514,095.93	1,920.09
11) CO. CLK RECORDS MGMT&PRESERVATION	196,191.99	51.66	196,260.78	56.13	201,028.10	70.00
12) ELECTION FUND	573,623.01	151.03	588,270.62	168.26	593,128.72	206.54
13) VOTER REGISTRATION FUND	38,063.47	10.02	38,072.33	10.89	38,083.90	13.26
14) INTEREST & SINKING ACCOUNT	2,704,575.05	712.08	1,721,854.30	492.49	1,901,228.66	662.04
15) DETENTION CTR. COMMISSARY ACCOUNT	480,869.16	126.60	492,733.93	140.94	504,947.18	175.83
*16) TAX OFC STATE & COUNTY TAXES	3,587,160.69	944.43	1,709,308.61	455.87	313,548.19	102.14
*17) TAX OFC CREDIT CARD ACCOUNT	731,778.08	192.67	899,619.48	257.31	413,042.28	143.83
*18) TAX OFC HIGHWAY FUNDS	417,070.84	88.55	600,456.45	119.27	791,621.12	168.08
*19) TAX OFC VEH. INVENTORY TAX ESCROW	570,387.11	150.17	47,487.04	13.58	123,132.09	42.88
20) LOCAL LAW ENFORCEMENT BLOCK GRANT	20,248.50	5.33	56,951.74	16.29	44,299.80	15.43
21) TAX OFFICE IRP ACCOUNT	11,173.91	2.94	20,312.15	5.81	5,314.76	1.85
<u>COMMUNITY SUPERVISION & CORRECTIONS DEPARTMENT:</u>						
22) CSCD UNCLAIMED RESTITUTION						
23) CSCD JUDICIAL FUND	598,123.76	157.47	389,362.37	111.37	698,066.17	243.08
24) CSCD ACCOUNT	174,916.50	46.05	180,373.24	51.59	168,392.36	58.64
25) CAPITAL PROJECTS 2003	3,074,011.91	809.34	3,899,566.26	1,115.38	3,763,341.23	1,310.45
26) SO FEDERAL FORFEITURE	310,832.09	81.83	312,016.56	89.25	313,145.68	109.04
27) DISTRICT CLERK RMPF	239,942.47	63.18	239,181.35	68.41	216,962.70	75.55
28) TAX OFFICE ESCROW	29,018.60	7.64	39,622.88	11.34	73,288.77	25.52
29) DA SEIZURE FUND	387,760.38	102.10	401,291.92	114.06	412,589.46	143.67
30) CA FEDERAL FORFEITURE FUND	414,567.55	109.14	411,203.63	117.62	411,328.56	143.23
31) TAX PAYER ACH	654.44	0.17	255.02	0.07	90.49	0.03
32) SHERIFF ADMINISTRATION	360,606.07	94.94	1,016,347.80	290.70	1,413,759.32	492.29
TOTAL	26,876,084.62	7,054.72	22,990,895.39	6,489.74	22,148,024.50	7,597.68

* interest fees transferred into General Fund at the end of each month

JAN INTEREST RATE: .31%

FEB INTEREST RATE: .36%

MAR INTEREST RATE: .41%

DEPOSITORY INTEREST ACCOUNT DESCRIPTIONS

- 1) **Juvenile Fund** - \$5.00 Court Fee, run through Agency
- 2) **Juvenile Probation State Fund** - State grant money received monthly
- 3) **Juvenile IV-E Fund** - Federal grant money, reimbursements of claims submitted
- 4) **Juvenile Probation** - County funding (county contribution), quarterly
- 5) **Disbursement Account** - Wash account for all checks paid through the county, at the end of the month this should equal zero. Interest is transferred to the General Fund

- 6) **Insurance Account** - insurance payroll deductions, Potter-Randall Appraisal District, claim reimbursements

- 7) **County Attorney Hot Check Fund** - Agency Fund accounts for collection fees on "insufficient funds" checks in a capacity of agent for the County Attorney. Interest is transferred to the General Fund

- 8) **District Attorney Hot Check Fund** - Agency Fund accounts for collection fees on "insufficient funds" checks in a capacity of agent for the District Attorney. Interest is transferred to the General Fund

- 9) **District Attorney Forfeiture Release** - Agency Fund accounts for the holding of seized funds from District Court cases prior to the case being closed and the funds released

- 10) **General Operating Fund** - Account for the revenues and expenditures necessary to carry out basic governmental activities. Revenues are recorded by source, i.e., taxes, licenses, fines, fees, etc. Expenditures are recorded first by function and then by department, expenditures are made primarily for current day-to-day operating expenses and operating equipment

- 11) **County Clerk Records Management & Preservation** - accounts for revenues derived from the records management and preservation fees collected by the County Clerk on all recorded documents. The revenues are to be used for specific records preservation and automation projects by and for the County Clerk's Office

- 12) **Election Fund** - accounts for revenues from local political parties. The revenues are to be used to pay only those expenses related to elections

- 13) **Voter Registration Fund** - accounts for the allocation from the State of Texas. The revenues are to be used to pay only those expenses related to voter registration

- 14) **Interest & Sinking Account** - accounts for the accumulation of resources for and the payment of general long-term debt principal and interest

- 15) **Detention Ctr. Commissary Account** - accounts for proceeds from sale of commissary items at detention center

- 16) **Tax Ofc State & County Taxes** - Collection of taxes, court costs, misc. fees, beer & wine, liquor, tax certificates, trustee sale, excess proceeds, escrow taxes, attorney fees. Payment is disbursed to entities either daily or monthly. Interest is transferred to the General Fund

- 17) **Tax Ofc Credit Card Account** - Highway Department and Tax side of credit card collections. Holding account for Tax acct # 772968 and Highway acct # 772976. Collect: Tax and 3% surcharge. Disburse funds to each account after verification with bank statement. Interest is transferred to General Account

- 18) **Tax Ofc Highway Funds** - (New account opened 6/04) Collection of motor vehicles fees, i.e., registration, title fees, sales tax, county Road & Bridge fees, state Road & Bridge fees, Road & Bridge retainage, etc., collected for the state. Interest is transferred to General Account

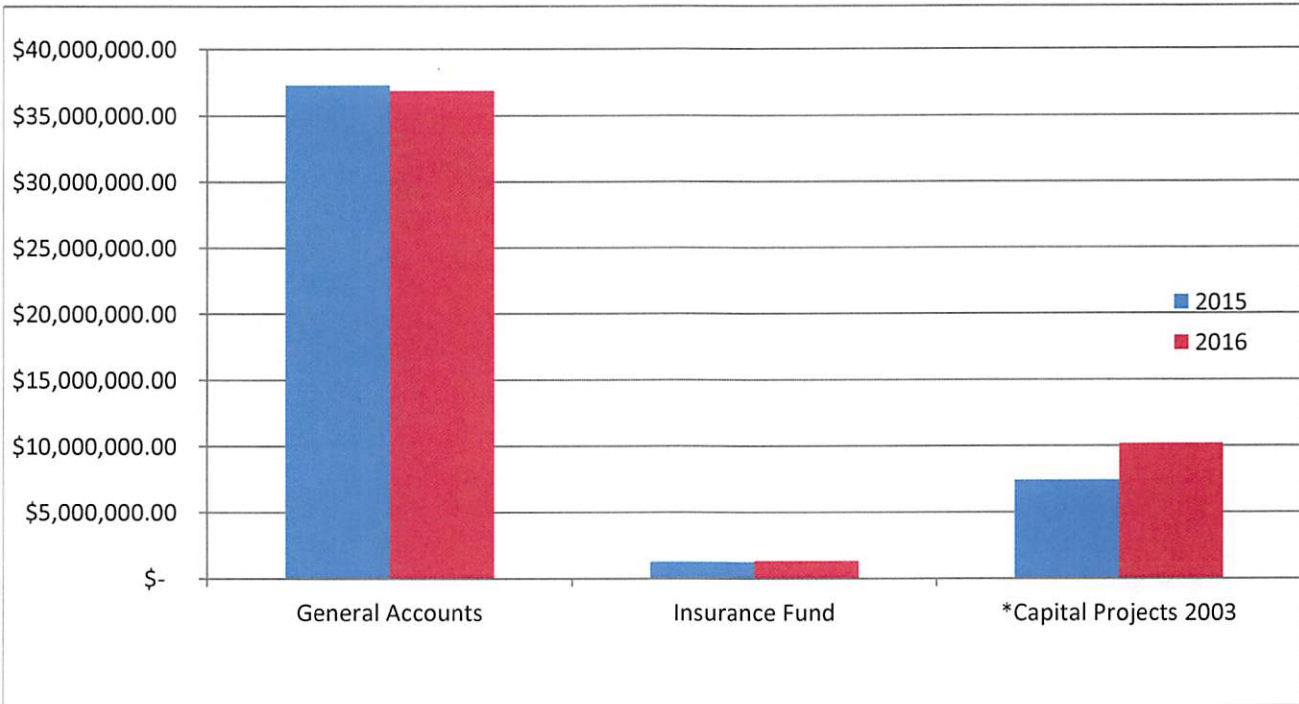
- 19) **Tax Ofc Veh Inventory Tax Escrow** - State fees collected through dealerships for Inventory Tax, monies collected is deposited to TexPool monthly. Interest remains in account and transferred to TexPool annually
- 20) **Local Law Enforcement Block Grant** - accounts for the grant monies received from the Bureau of Justice Assistance. These monies are to be used to underwrite projects to reduce crime and improve public safety
- 21) **Tax Ofc IRP Account** holding account for monies collected from the Texas Department of Transportation from other state registration offices for proportioned tax on semi-tractors to be disbursed as payments are received from State Comptroller's office
- 22) **CSCD Unclaimed Restitution** - accounts for monies unable to reimburse through the CSCD Account, held for 90 days and submitted to State Comptroller. Interest is transferred to the Judicial Account
- 23) **CSCD Judicial Fund** - accounts for monies received from probation fees and state funding. CSCD disbursement account. Interest remains in this account
- 24) **CSCD Account** - wash account for all court costs, fines and restitutions. Interest from account is transferred to the Judicial Account
- 25) **Capital Projects 2003 Fund** - accounts for the proceeds from certificates of obligation issued for constructing, renovating and improving county owned buildings, the purchase of land and right-of-way for authorized needs and purposes, and professional services relating to such projects
- 26) **SO Federal Forfeiture Fund** - accounts for Federal assets seized with a percentage given to the county, governed by the Department of Treasury
- 27) **District Clerk Records Management & Preservation Fund** - accounts for revenues derived from the records management and preservation fees collected by the District Clerk on all recorded documents
- 28) **Tax Office Property Tax Escrow** - prepayment of future taxes
- 29) **District Attorney Seizure Funds** - accounts for the holding of seized funds from cases prior to the case being closed and funds released
- 30) **CA Federal Forfeiture Fund** - seized funds that have been released to the County Attorney through a judgement in Court. Proceeds are to be used solely for the official purposes of that office after a budget for the expenditure of the proceeds has been submitted to the commissioners court
- 31) **Potter County Tax Payer ACH Fund** - tax payers' wire transfer payments
- 32) **Sheriff's Office Administration** - accounts for county funds and the proceeds from certificates of obligation issued during construction and professional services relating to such project



Potter County
 TexPool Investment Accounts
 for Second Quarter 2016



INVESTMENT COMPARISON OF March 31, 2015 TO March 31, 2016			
Texas Local Government Investment Pool TexPool		Balance as of Mar 31, 2015	Balance as of Mar 31, 2016
TexPool, TexPool Prime, Texas Class, Amarillo National Bank	General Accounts	\$ 37,263,700.38	\$ 36,875,738.42
TexPool, ANB	Insurance Fund	\$ 1,245,337.55	\$ 1,359,769.65
TexPool, ANB	*Capital Projects 2003	\$ 7,428,692.19	\$ 10,204,946.51



TexPool Investment Accounts

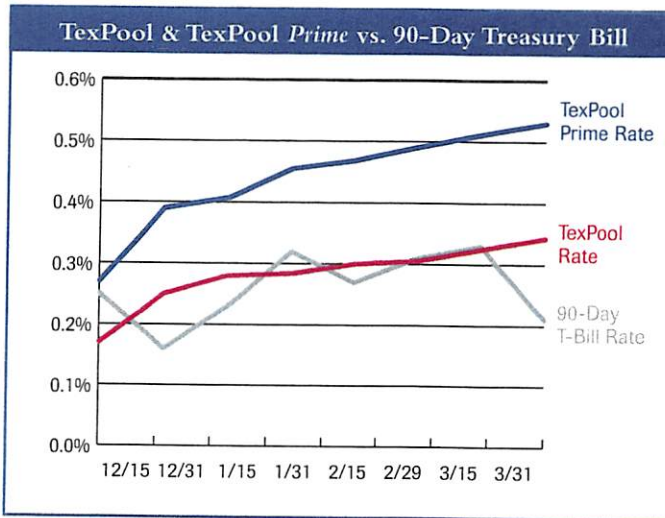
TEXPOOL SUMMARY		JANUARY THROUGH MARCH 31, 2016						Portfolio Value			
Texas Local Government Investment Pool		Beginning Balance	Total Deposits	Total Withdrawals	Month To Date Interest	Year To Date Interest	Ending Balance	Market Value Jan thru Mar 2016	Share Price Jan 1 thru Mar 31, 2016	Shares Owned Jan 1 thru Mar 31, 2016	Market Value Jan thru Mar 31, 2016
	Month										
General Account	JAN	\$ 398,659.15	\$ -	\$ -	\$ 90.52	\$ 90.52	\$ 398,749.67	\$ 398,659.15	\$ 1.00	398,749.670	\$ 398,749.67
	FEB	\$ 398,749.67	\$ -	\$ -	\$ 95.33	\$ 185.85	\$ 398,845.00	\$ 398,749.67	\$ 1.00	398,845.000	\$ 398,845.00
	MAR	\$ 398,845.00	\$ -	\$ -	\$ 110.86	\$ 296.71	\$ 398,955.86	\$ 398,845.00	\$ 1.00	398,955.860	\$ 398,955.86
Capital Projects 2003	JAN	\$ 6,539,555.20	\$ -	\$ -	\$ 1,485.11	\$ 1,485.11	\$ 6,541,040.31	\$ 6,539,555.20	\$ 1.00	6,541,040.310	\$ 6,541,040.31
	FEB	\$ 6,541,040.31	\$ -	\$ -	\$ 1,564.60	\$ 3,049.71	\$ 6,541,094.26	\$ 6,541,040.31	\$ 1.00	6,542,604.910	\$ 6,542,604.91
	MAR	\$ 6,542,604.91	\$ -	\$ -	\$ 1,818.60	\$ 4,868.31	\$ 6,544,423.51	\$ 6,542,604.91	\$ 1.00	6,544,423.510	\$ 6,544,423.51
Insurance Fund	JAN	\$ 30,756.66	\$ -	\$ -	\$ 7.01	\$ 7.01	\$ 30,763.67	\$ 30,756.66	\$ 1.00	30,763.670	\$ 30,763.67
	FEB	\$ 30,763.67	\$ -	\$ -	\$ 7.35	\$ 14.36	\$ 30,771.02	\$ 30,763.67	\$ 1.00	30,771.020	\$ 30,771.02
	MAR	\$ 30,771.02	\$ -	\$ -	\$ 8.54	\$ 22.90	\$ 30,779.56	\$ 30,771.02	\$ 1.00	30,779.560	\$ 30,779.56



Second Quarter 2016
Potter County

TexPool Prime Investment Accounts

TEXPOOL PRIME SUMMARY		JANUARY 1 THROUGH MARCH 31, 2016						Portfolio Value			
Texas Local Government Investment Pool	Month	Beginning Balance	Total Deposits	Total With- drawals	Month To Date Interest	Year To Date Interest	Ending Balance	Market Value Jan thru Mar 1, 2016	Share Price Jan 1 thru Mar 31, 2016	Shares Owned Jan 1 thru Mar 31, 2016	Market Value Jan thru Mar 31, 2016
	General Account	JAN	\$ 31,822.33	\$ 5,000,000.00	\$ -	\$ 438.65	\$ 438.65	\$ 5,032,260.98	\$ 31,822.33	\$ 1.00	5,032,260.980
FEB		\$ 5,032,260.98	\$ 7,000,000.00	\$ -	\$ 4,298.38	\$ 4,737.03	\$ 12,036,559.36	\$ 5,032,260.98	\$ 1.00	12,036,559.360	\$ 12,036,559.36
MAR		\$ 12,036,559.36	\$ -	\$ -	\$ 5,249.13	\$ 9,986.16	\$ 12,041,808.49	\$ 12,036,559.36	\$ 1.00	12,041,808.490	\$ 12,041,808.49



90-Day Treasury Bill is a short-term debt instrument backed by the national government. These are used to collect immediate cash to meet outstanding obligations.

Any private investor can invest in a Treasury bill. The 90-Day Treasury Bill is a weighted average rate of the weekly auctions of 90-Day Treasury Bills.

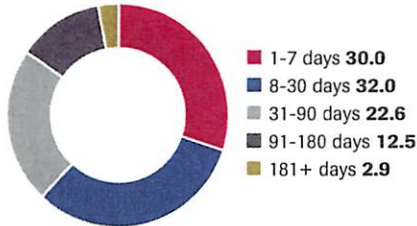
Performance as of March 31, 2016

	TexPool	TexPool Prime
Current Invested Balance	\$16,145,100,335.90	\$2,203,910,298.83
Weighted Average Maturity**	44 Days	40 Days
Weighted Average Life**	82 Days	54 Days
Net Asset Value	1.00007	1.00017
Total Number of Participants	2,352	199
Management Fee on Invested Balance	0.0473%	0.0638%
Interest Distributed	\$4,607,472.48	\$993,291.52
Management Fee Collected	\$627,093.91	\$92,677.50
Standard & Poor's Current Rating	AAAm	AAAm
Month Averages		
Average Invested Balance	\$16,605,945,114.13	\$2,278,173,926.21
Average Monthly Rate*	0.33%	0.51%
Average Weighted Average Maturity**	40 Days	41 Days
Average Weighted Average Life**	72 Days	54 Days



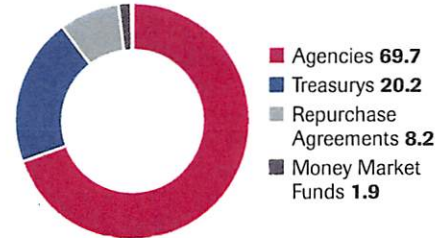
Portfolio by Maturity (%)

As of March 31, 2016



Portfolio by Type of Investment (%)

As of March 31, 2016



Portfolio Asset Summary as of March 31, 2016

	Book Value	Market Value
Uninvested Balance	-\$41,693.44	-\$41,693.44
Receivable for Investments Sold	0.00	0.00
Accrual of Interest Income	17,835,378.15	17,835,378.15
Interest and Management Fees Payable	-4,607,471.53	-4,607,471.53
Payable for Investments Purchased	-311,998,788.00	-311,998,788.00
Accrued Expenses & Taxes	-20,257.47	-20,257.47
Repurchase Agreements	1,341,659,000.00	1,341,607,355.00
Mutual Fund Investments	320,022,103.88	320,022,103.88
Government Securities	11,961,272,336.68	11,961,920,549.37
US Treasury Bills	99,976,750.00	99,987,100.00
US Treasury Notes	2,721,002,977.63	2,721,358,999.95
Total	\$16,145,100,335.90	\$16,146,063,275.91

Market value of collateral supporting the Repurchase Agreements is at least 102% of the Book Value. The portfolio is managed by Federated Investment Counseling and the assets are safe kept in a separate custodial account at State Street Bank in the name of TexPool. The only source of payment to the Participants is the assets of TexPool. There is no secondary source of payment for the pool such as insurance or State guarantee. Should you require a copy of the portfolio, please contact TexPool Participant Services.

Participant Summary

	Number of Participants	Balance
School District	575	\$5,491,139,742.00
Higher Education	57	\$1,390,508,973.09
Healthcare	81	\$741,415,176.00
Utility District	733	\$2,110,831,039.51
City	454	\$3,959,640,190.16
County	180	\$1,304,222,269.45
Other	272	\$1,147,083,026.88

**Definition of Weighted Average Maturity and Weighted Average Life

WAM is the mean average of the periods of time remaining until the securities held in TexPool (a) are scheduled to be repaid, (b) would be repaid upon a demand by TexPool, or (c) are scheduled to have their interest rate readjusted to reflect current market rates. Securities with adjustable rates payable upon demand are treated as maturing on the earlier of the two dates set forth in (b) and (c) if their scheduled maturity is 397 days or less; and the later of the two dates set forth in (b) and (c) if their scheduled maturity is more than 397 days. The mean is weighted based on the percentage of the amortized cost of the portfolio invested in each period.

WAL is calculated in the same manner as WAM, but is based solely on the periods of time remaining until the securities held in TexPool (a) are scheduled to be repaid or (b) would be repaid upon a demand by TexPool, without reference to when interest rates of securities within TexPool are scheduled to be readjusted.



Daily Summary

Date	Money Mkt. Fund Equiv. (SEC Std.)	Dividend Factor	TexPool Invested Balance	NAV	WAM Days	WAL Days
1/1	0.2496%	0.000006839	\$14,178,197,619.39	0.99992	49	76
1/2	0.2496%	0.000006839	\$14,178,197,619.39	0.99992	49	76
1/3	0.2496%	0.000006839	\$14,178,197,619.39	0.99992	49	76
1/4	0.2404%	0.000006585	\$14,490,058,680.66	0.99992	47	72
1/5	0.2553%	0.000006994	\$14,475,352,715.43	0.99991	48	73
1/6	0.2588%	0.000007091	\$14,734,230,019.02	0.99992	50	76
1/7	0.2581%	0.000007070	\$14,688,306,768.22	0.99992	49	75
1/8	0.2595%	0.000007110	\$14,952,432,699.76	0.99992	48	73
1/9	0.2595%	0.000007110	\$14,952,432,699.76	0.99992	48	73
1/10	0.2595%	0.000007110	\$14,952,432,699.76	0.99992	48	73
1/11	0.2618%	0.000007172	\$15,013,357,511.50	0.99992	45	71
1/12	0.2609%	0.000007148	\$15,201,061,209.34	0.99992	44	70
1/13	0.2618%	0.000007172	\$15,353,498,869.93	0.99990	43	69
1/14	0.2628%	0.000007200	\$15,539,264,973.60	0.99993	42	69
1/15	0.2797%	0.000007662	\$15,547,935,320.54	0.99995	44	72
1/16	0.2797%	0.000007662	\$15,547,935,320.54	0.99995	44	72
1/17	0.2797%	0.000007662	\$15,547,935,320.54	0.99995	44	72
1/18	0.2797%	0.000007662	\$15,547,935,320.54	0.99995	44	72
1/19	0.2781%	0.000007619	\$15,841,007,261.20	0.99995	42	71
1/20	0.2677%	0.000007333	\$15,967,207,979.25	0.99997	43	72
1/21	0.2689%	0.000007368	\$16,079,462,972.07	0.99996	44	71
1/22	0.2741%	0.000007509	\$16,277,686,649.53	0.99996	45	73
1/23	0.2741%	0.000007509	\$16,277,686,649.53	0.99996	45	73
1/24	0.2741%	0.000007509	\$16,277,686,649.53	0.99996	45	73
1/25	0.2746%	0.000007523	\$16,351,361,079.32	0.99994	42	70
1/26	0.2729%	0.000007477	\$16,411,212,071.29	0.99994	42	69
1/27	0.2728%	0.000007475	\$16,632,623,759.26	0.99994	41	68
1/28	0.2745%	0.000007520	\$16,717,662,647.74	0.99995	40	67
1/29	0.2838%	0.000007776	\$16,610,883,862.88	0.99995	40	66
1/30	0.2838%	0.000007776	\$16,610,883,862.88	0.99995	40	66
1/31	0.2838%	0.000007776	\$16,610,883,862.88	0.99995	40	66
Average:	0.2674%	0.000007326	\$15,540,161,686.92	0.99994	45	72



Daily Summary

Date	Money Mkt. Fund Equiv. (SEC Std.)	Dividend Factor	TexPool Invested Balance	NAV	WAM Days	WAL Days
2/1	0.2855%	0.000007822	\$16,984,265,895.27	0.99998	36	62
2/2	0.2886%	0.000007908	\$17,144,844,962.32	0.99998	38	65
2/3	0.2890%	0.000007919	\$17,377,217,546.18	0.99998	38	64
2/4	0.2902%	0.000007952	\$17,534,623,010.05	0.99999	38	64
2/5	0.2932%	0.000008032	\$17,630,097,407.51	1.00000	39	65
2/6	0.2932%	0.000008032	\$17,630,097,407.51	1.00000	39	65
2/7	0.2932%	0.000008032	\$17,630,097,407.51	1.00000	39	65
2/8	0.2939%	0.000008052	\$17,696,770,101.57	1.00001	37	64
2/9	0.2952%	0.000008088	\$17,834,676,867.94	1.00000	36	62
2/10	0.2950%	0.000008083	\$17,903,683,028.22	1.00001	35	62
2/11	0.2959%	0.000008108	\$17,751,381,971.32	1.00002	38	65
2/12	0.2994%	0.000008203	\$17,111,009,501.88	1.00001	43	72
2/13	0.2994%	0.000008203	\$17,111,009,501.88	1.00001	43	72
2/14	0.2994%	0.000008203	\$17,111,009,501.88	1.00001	43	72
2/15	0.2994%	0.000008203	\$17,111,009,501.88	1.00001	43	72
2/16	0.3004%	0.000008229	\$17,214,573,431.29	1.00000	40	68
2/17	0.3078%	0.000008432	\$17,405,621,281.85	1.00002	40	69
2/18	0.3030%	0.000008302	\$17,680,487,731.76	1.00000	40	67
2/19	0.3087%	0.000008457	\$17,682,995,798.36	0.99999	41	69
2/20	0.3087%	0.000008457	\$17,682,995,798.36	0.99999	41	69
2/21	0.3087%	0.000008457	\$17,682,995,798.36	0.99999	41	69
2/22	0.3084%	0.000008450	\$17,700,349,891.01	0.99999	39	66
2/23	0.3159%	0.000008654	\$17,588,224,592.50	0.99999	39	66
2/24	0.3111%	0.000008524	\$17,506,395,606.16	0.99999	39	67
2/25	0.3125%	0.000008562	\$17,389,986,814.60	1.00000	39	67
2/26	0.3098%	0.000008489	\$17,047,883,911.35	1.00000	40	68
2/27	0.3098%	0.000008489	\$17,047,883,911.35	1.00000	40	68
2/28	0.3098%	0.000008489	\$17,047,883,911.35	1.00000	40	68
2/29	0.3052%	0.000008362	\$16,950,461,798.42	1.00000	37	66
Average:	0.3010%	0.000008248	\$17,420,363,237.57	1.00000	39	67



Daily Summary

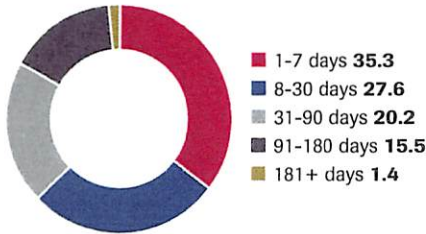
Date	Money Mkt. Fund Equiv. (SEC Std.)	Dividend Factor	TexPool Invested Balance	NAV	WAM Days	WAL Days
3/1	0.3078%	0.000008432	\$16,840,036,299.03	1.00002	37	65
3/2	0.3089%	0.000008463	\$16,873,937,127.23	1.00001	40	70
3/3	0.3113%	0.000008528	\$16,881,408,444.44	1.00001	41	70
3/4	0.3166%	0.000008673	\$16,861,881,391.07	1.00001	41	72
3/5	0.3166%	0.000008673	\$16,861,881,391.07	1.00001	41	72
3/6	0.3166%	0.000008673	\$16,861,881,391.07	1.00001	41	72
3/7	0.3164%	0.000008669	\$16,889,245,663.33	1.00001	39	70
3/8	0.3195%	0.000008754	\$16,921,976,019.57	1.00001	39	70
3/9	0.3219%	0.000008818	\$16,983,469,059.14	1.00001	38	69
3/10	0.3231%	0.000008853	\$16,881,170,041.39	1.00001	38	69
3/11	0.3241%	0.000008879	\$16,768,925,951.54	1.00001	37	69
3/12	0.3241%	0.000008879	\$16,768,925,951.54	1.00001	37	69
3/13	0.3241%	0.000008879	\$16,768,925,951.54	1.00001	37	69
3/14	0.3250%	0.000008903	\$16,649,317,145.51	1.00001	36	67
3/15	0.3245%	0.000008891	\$16,601,260,710.12	1.00001	37	67
3/16	0.3267%	0.000008951	\$16,528,549,693.72	0.99998	37	66
3/17	0.3313%	0.000009077	\$16,472,023,004.65	0.99998	42	71
3/18	0.3324%	0.000009108	\$16,486,259,659.72	0.99999	43	74
3/19	0.3324%	0.000009108	\$16,486,259,659.72	0.99999	43	74
3/20	0.3324%	0.000009108	\$16,486,259,659.72	0.99999	43	74
3/21	0.3327%	0.000009114	\$16,540,968,491.48	1.00001	41	71
3/22	0.3313%	0.000009076	\$16,531,932,562.55	1.00000	42	71
3/23	0.3341%	0.000009153	\$16,485,726,652.43	1.00000	43	74
3/24	0.3360%	0.000009205	\$16,318,691,490.54	1.00001	42	74
3/25	0.3360%	0.000009205	\$16,318,691,490.54	1.00001	42	74
3/26	0.3360%	0.000009205	\$16,318,691,490.54	1.00001	42	74
3/27	0.3360%	0.000009205	\$16,318,691,490.54	1.00001	42	74
3/28	0.3405%	0.000009330	\$16,380,189,581.96	1.00000	41	73
3/29	0.3389%	0.000009284	\$16,387,988,185.02	1.00001	41	73
3/30	0.3466%	0.000009496	\$16,164,032,551.28	1.00003	44	82
3/31	0.3423%	0.000009377	\$16,145,100,335.90	1.00007	44	82
Average:	0.3273%	0.000008967	\$16,605,945,114.13	1.00001	40	72



TEXPOOL PRIME

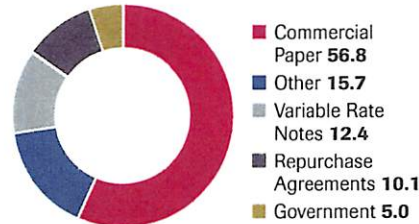
Portfolio by Maturity (%)

As of March 31, 2016



Portfolio by Type of Investment (%)

As of March 31, 2016



Portfolio Asset Summary as of March 31, 2016

	Book Value	Market Value
Uninvested Balance	-\$587.41)	-587.41
Receivable for Investments Sold	0.00	0.00
Accrual of Interest Income	424,887.21	424,887.21
Interest and Management Fees Payable	-993,291.26	-993,291.26
Payable for Investments Purchased	0.00	0.00
Accrued Expenses & Taxes	-2,860.41	-2,860.41
Repurchase Agreements	212,650,000.00	212,650,000.00
Commercial Paper	1,322,345,991.86	1,322,584,425.61
Bank Instruments	80,074,033.99	80,112,480.00
Mutual Fund Investments	329,018,802.03	329,018,802.03
Government Securities	24,993,350.00	24,995,925.00
Variable Rate Notes	235,399,972.82	235,478,832.00
Total	\$2,203,910,298.83	\$2,204,268,612.77

Market value of collateral supporting the Repurchase Agreements is at least 102% of the Book Value. The portfolio is managed by Federated Investment Counseling and the assets are safe kept in a separate custodial account at State Street Bank in the name of TexPool Prime. The assets of TexPool Prime are the only source of payments to the Participants. There is no secondary source of payment for the pool such as insurance or State guarantee. Should you require a copy of the portfolio, please contact TexPool Participant Services

Participant Summary

	Number of Participants	Balance
School District	85	\$1,371,377,096.53
Higher Education	9	\$117,600,608.55
Healthcare	10	\$32,972,515.04
Utility District	8	\$88,388,394.79
City	41	\$258,885,053.27
County	23	\$181,898,145.55
Other	23	\$152,771,303.63



TEXPOOL *PRIME*

Daily Summary

Date	Money Mkt. Fund Equiv. (SEC Std.)	Dividend Factor	TexPool Prime Invested Balance	NAV	WAM Days	WAL Days
1/1	0.3385%	0.000009274	\$1,800,364,944.28	0.99996	37	41
1/2	0.3385%	0.000009274	\$1,800,364,944.28	0.99996	37	41
1/3	0.3385%	0.000009274	\$1,800,364,944.28	0.99996	37	41
1/4	0.3423%	0.000009378	\$1,799,801,051.18	0.99996	37	41
1/5	0.3688%	0.000010105	\$1,653,199,870.96	0.99994	41	45
1/6	0.3888%	0.000010653	\$1,689,063,748.87	0.99994	44	48
1/7	0.3861%	0.000010579	\$1,684,143,079.16	0.99995	46	50
1/8	0.3903%	0.000010692	\$1,690,442,320.15	0.99994	46	50
1/9	0.3903%	0.000010692	\$1,690,442,320.15	0.99994	46	50
1/10	0.3903%	0.000010692	\$1,690,442,320.15	0.99994	46	50
1/11	0.4010%	0.000010986	\$1,721,433,591.15	0.99998	44	47
1/12	0.4036%	0.000011057	\$1,736,461,352.79	0.99999	44	47
1/13	0.3842%	0.000010526	\$1,772,357,417.04	0.99999	43	49
1/14	0.4082%	0.000011183	\$1,761,427,753.66	1.00001	43	49
1/15	0.4065%	0.000011136	\$1,802,847,489.98	1.00000	43	49
1/16	0.4065%	0.000011136	\$1,802,847,489.98	1.00000	43	49
1/17	0.4065%	0.000011136	\$1,802,847,489.98	1.00000	43	49
1/18	0.4065%	0.000011136	\$1,802,847,489.98	1.00000	43	49
1/19	0.4266%	0.000011688	\$1,830,560,102.25	1.00004	39	45
1/20	0.4172%	0.000011429	\$1,884,099,983.55	1.00005	38	46
1/21	0.4176%	0.000011440	\$1,882,956,241.67	1.00004	38	46
1/22	0.4313%	0.000011816	\$1,868,782,481.91	1.00002	41	48
1/23	0.4313%	0.000011816	\$1,868,782,481.91	1.00002	41	48
1/24	0.4313%	0.000011816	\$1,868,782,481.91	1.00002	41	48
1/25	0.4385%	0.000012014	\$1,902,444,573.70	1.00004	40	47
1/26	0.4332%	0.000011869	\$1,910,295,254.80	1.00006	41	48
1/27	0.4358%	0.000011939	\$1,935,717,127.37	1.00007	41	48
1/28	0.4496%	0.000012317	\$1,925,550,336.74	1.00007	43	50
1/29	0.4550%	0.000012466	\$1,916,115,241.44	1.00005	44	51
1/30	0.4550%	0.000012466	\$1,916,115,241.44	1.00005	44	51
1/31	0.4550%	0.000012466	\$1,916,115,241.44	1.00005	44	51
Average:	0.4056%	0.000011111	\$1,810,581,174.46	1.00000	42	47



TEXPOOL *PRIME*

Daily Summary

Date	Money Mkt. Fund Equiv. (SEC Std.)	Dividend Factor	TexPool Prime Invested Balance	NAV	WAM Days	WAL Days
2/1	0.4396%	0.000012044	\$2,030,232,765.46	1.00007	39	45
2/2	0.4425%	0.000012124	\$2,116,949,813.07	1.00006	40	46
2/3	0.4519%	0.000012381	\$2,198,863,189.60	1.00007	40	49
2/4	0.4466%	0.000012236	\$2,313,539,342.21	1.00006	38	46
2/5	0.4607%	0.000012621	\$2,330,881,713.54	1.00004	41	48
2/6	0.4607%	0.000012621	\$2,330,881,713.54	1.00004	41	48
2/7	0.4607%	0.000012621	\$2,330,881,713.54	1.00004	41	48
2/8	0.4527%	0.000012402	\$2,425,651,520.90	1.00007	38	44
2/9	0.4507%	0.000012349	\$2,461,596,899.84	1.00007	37	46
2/10	0.4518%	0.000012379	\$2,476,058,451.51	1.00008	37	45
2/11	0.4681%	0.000012824	\$2,413,092,369.15	1.00008	40	48
2/12	0.4685%	0.000012836	\$2,391,711,316.20	1.00006	40	48
2/13	0.4685%	0.000012836	\$2,391,711,316.20	1.00006	40	48
2/14	0.4685%	0.000012836	\$2,391,711,316.20	1.00006	40	48
2/15	0.4685%	0.000012836	\$2,391,711,316.20	1.00006	40	48
2/16	0.4672%	0.000012801	\$2,416,414,301.73	1.00009	36	44
2/17	0.4616%	0.000012646	\$2,441,968,275.81	1.00008	35	43
2/18	0.4691%	0.000012851	\$2,440,524,808.83	1.00008	35	43
2/19	0.4730%	0.000012958	\$2,434,644,229.39	1.00006	36	44
2/20	0.4730%	0.000012958	\$2,434,644,229.39	1.00006	36	44
2/21	0.4730%	0.000012958	\$2,434,644,229.39	1.00006	36	44
2/22	0.4692%	0.000012855	\$2,435,534,139.36	1.00008	34	41
2/23	0.4729%	0.000012955	\$2,427,367,407.29	1.00007	35	42
2/24	0.4947%	0.000013554	\$2,269,532,292.54	1.00008	37	45
2/25	0.4801%	0.000013154	\$2,337,825,425.65	1.00008	35	43
2/26	0.4894%	0.000013407	\$2,307,985,331.48	1.00006	37	46
2/27	0.4894%	0.000013407	\$2,307,985,331.48	1.00006	37	46
2/28	0.4894%	0.000013407	\$2,307,985,331.48	1.00006	37	46
2/29	0.4906%	0.000013440	\$2,293,271,396.33	1.00007	35	44
Average:	0.4673%	0.000012803	\$2,354,682,809.91	1.00007	38	46



TEXPOOL *PRIME*

Daily Summary

Date	Money Mkt. Fund Equiv. (SEC Std.)	Dividend Factor	TexPool <i>Prime</i> Invested Balance	NAV	WAM Days	WAL Days
3/1	0.4850%	0.000013289	\$2,293,855,408.11	1.00007	36	44
3/2	0.4993%	0.000013679	\$2,297,845,443.75	1.00008	35	44
3/3	0.4931%	0.000013510	\$2,298,434,160.11	1.00008	35	46
3/4	0.4859%	0.000013311	\$2,288,616,452.30	1.00006	37	48
3/5	0.4859%	0.000013311	\$2,288,616,452.30	1.00006	37	48
3/6	0.4859%	0.000013311	\$2,288,616,452.30	1.00006	37	48
3/7	0.5052%	0.000013840	\$2,275,337,876.37	1.00010	36	49
3/8	0.4992%	0.000013676	\$2,281,400,904.92	1.00011	39	51
3/9	0.5029%	0.000013777	\$2,276,088,923.83	1.00011	39	54
3/10	0.5269%	0.000014435	\$2,248,472,894.40	1.00011	42	57
3/11	0.5129%	0.000014051	\$2,290,553,170.15	1.00009	41	56
3/12	0.5129%	0.000014051	\$2,290,553,170.15	1.00009	41	56
3/13	0.5129%	0.000014051	\$2,290,553,170.15	1.00009	41	56
3/14	0.5146%	0.000014098	\$2,290,699,223.85	1.00011	40	55
3/15	0.5119%	0.000014026	\$2,300,951,696.89	1.00011	39	54
3/16	0.5142%	0.000014089	\$2,305,518,338.88	1.00009	40	54
3/17	0.5099%	0.000013969	\$2,320,412,739.10	1.00011	41	55
3/18	0.5187%	0.000014212	\$2,318,149,474.03	1.00010	43	58
3/19	0.5187%	0.000014212	\$2,318,149,474.03	1.00010	43	58
3/20	0.5187%	0.000014212	\$2,318,149,474.03	1.00010	43	58
3/21	0.5243%	0.000014365	\$2,304,593,798.09	1.00013	43	57
3/22	0.5151%	0.000014113	\$2,294,738,249.51	1.00013	43	57
3/23	0.5210%	0.000014274	\$2,288,576,157.43	1.00014	43	57
3/24	0.5307%	0.000014540	\$2,233,641,572.95	1.00012	45	60
3/25	0.5307%	0.000014540	\$2,233,641,572.95	1.00012	45	60
3/26	0.5307%	0.000014540	\$2,233,641,572.95	1.00012	45	60
3/27	0.5307%	0.000014540	\$2,233,641,572.95	1.00012	45	60
3/28	0.5350%	0.000014658	\$2,259,169,530.54	1.00014	42	55
3/29	0.5285%	0.000014479	\$2,244,615,324.17	1.00014	41	55
3/30	0.5264%	0.000014421	\$2,212,247,162.47	1.00015	41	55
3/31	0.5299%	0.000014519	\$2,203,910,298.83	1.00017	40	54
Average:	0.5135%	0.000014068	\$2,278,173,926.21	1.00011	41	54



Rate History

ABOUT NEWS RATES CONTACT US

Texas CLASS Daily Yields are on the Rise!

Date	Yield (%)
Jan-15	0.10
Mar-15	0.12
May-15	0.14
Jul-15	0.16
Sep-15	0.18
Nov-15	0.22
Jan-16	0.35
Mar-16	0.56

Source: Public Trust Advisors, LLC

For more information please visit www.texasclass.com.

**Past performance does not guarantee future results, yields can vary over time. Daily yield is the dividend factor multiplied by the number of days in the year. Any financial and/or investment decision may incur losses.*



Second Quarter 2016
Potter County

Texas Class Investment Accounts

TEXAS CLASS SUMMARY		JANUARY THROUGH MARCH 31, 2016							
Texas Local Government Investment Pool	Month	Beginning Balance	Total Deposits	Total Withdrawals	Month To Date Interest	Year To Date Interest	Average Daily Balance	Month End Balance	Average Monthly Yield
General Account	JAN	\$ 10,000,094.29	\$ 5,000,000.00	\$ -	\$ 3,751.33	\$ 3,751.33	\$ 10,485,816.13	\$15,003,845.62	0.42%
	FEB	\$ 15,003,845.62	\$ -	\$ -	\$ 5,773.93	\$ 9,525.26	\$ 15,006,881.98	\$15,009,619.55	0.49%
	MAR	\$ 398,845.00		\$ -	\$ 110.86	\$ 296.71	\$ 398,955.86	\$ 398,845.00	0.54%
Capital Projects 2003	JAN	\$ -	\$ -	\$ -	\$ -	\$ -	\$ -	\$ -	\$ -
	FEB	\$ -	\$ -	\$ -	\$ -	\$ -	\$ -	\$ -	\$ -
	MAR	\$ -	\$ -	\$ -	\$ -	\$ -	\$ -	\$ -	\$ -
Sheriff's Admin	JAN	\$ -	\$ -	\$ -	\$ -	\$ -	\$ -	\$ -	\$ -
	FEB	\$ -	\$ 19,500,000.00	\$ -	\$ 1,635.29	\$ 1,635.29	\$ 4,034,707.57	\$19,501,635.29	0.49%
	MAR	\$ 19,501,635.29	\$ -	\$ -	\$ 8,951.38	\$ 10,586.67	\$ 19,506,299.23	\$19,510,586.67	0.54%



Daily Rates

January 2016

TXCLASS

Date	Dividend Rate	Annual Yield
01-Jan-16	0.000009429	0.35%
02-Jan-16	0.000009429	0.35%
03-Jan-16	0.000009429	0.35%
04-Jan-16	0.000010316	0.38%
05-Jan-16	0.000010596	0.39%
06-Jan-16	0.000010771	0.39%
07-Jan-16	0.000010913	0.40%
08-Jan-16	0.000011185	0.41%
09-Jan-16	0.000011185	0.41%
10-Jan-16	0.000011185	0.41%
11-Jan-16	0.000011243	0.41%
12-Jan-16	0.000011416	0.42%
13-Jan-16	0.000011637	0.43%
14-Jan-16	0.000011558	0.42%
15-Jan-16	0.000011683	0.43%
16-Jan-16	0.000011683	0.43%
17-Jan-16	0.000011683	0.43%
18-Jan-16	0.000011683	0.43%
19-Jan-16	0.000012046	0.44%
20-Jan-16	0.000012074	0.44%
21-Jan-16	0.000012200	0.45%
22-Jan-16	0.000012161	0.45%
23-Jan-16	0.000012161	0.45%
24-Jan-16	0.000012161	0.45%
25-Jan-16	0.000012161	0.45%
26-Jan-16	0.000012304	0.45%
27-Jan-16	0.000012391	0.45%
28-Jan-16	0.000012434	0.46%
29-Jan-16	0.000012434	0.46%
30-Jan-16	0.000012434	0.46%
31-Jan-16	0.000012434	0.46%



Daily Rates

February 2016

TXCLASS

Date	Dividend Rate	Annual Yield
01-Feb-16	0.000012708	0.47%
02-Feb-16	0.000012434	0.46%
03-Feb-16	0.000012708	0.47%
04-Feb-16	0.000012793	0.47%
05-Feb-16	0.000012708	0.47%
06-Feb-16	0.000012708	0.47%
07-Feb-16	0.000012708	0.47%
08-Feb-16	0.000013304	0.49%
09-Feb-16	0.000013254	0.49%
10-Feb-16	0.000013254	0.49%
11-Feb-16	0.000013075	0.48%
12-Feb-16	0.000013100	0.48%
13-Feb-16	0.000013100	0.48%
14-Feb-16	0.000013100	0.48%
15-Feb-16	0.000013100	0.48%
16-Feb-16	0.000013365	0.49%
17-Feb-16	0.000013187	0.48%
18-Feb-16	0.000013377	0.49%
19-Feb-16	0.000013303	0.49%
20-Feb-16	0.000013303	0.49%
21-Feb-16	0.000013303	0.49%
22-Feb-16	0.000013382	0.49%
23-Feb-16	0.000013628	0.50%
24-Feb-16	0.000013694	0.50%
25-Feb-16	0.000013803	0.51%
26-Feb-16	0.000014089	0.52%
27-Feb-16	0.000014089	0.52%
28-Feb-16	0.000014089	0.52%
29-Feb-16	0.000014097	0.52%



Daily Rates

March 2016

TXCLASS

Date	Dividend Rate	Annual Yield
01-Mar-16	0.000014121	0.52%
02-Mar-16	0.000014017	0.51%
03-Mar-16	0.000014107	0.52%
04-Mar-16	0.000014249	0.52%
05-Mar-16	0.000014249	0.52%
06-Mar-16	0.000014249	0.52%
07-Mar-16	0.000014295	0.52%
08-Mar-16	0.000014488	0.53%
09-Mar-16	0.000014613	0.53%
10-Mar-16	0.000014720	0.54%
11-Mar-16	0.000014733	0.54%
12-Mar-16	0.000014733	0.54%
13-Mar-16	0.000014733	0.54%
14-Mar-16	0.000014753	0.54%
15-Mar-16	0.000014579	0.53%
16-Mar-16	0.000014940	0.55%
17-Mar-16	0.000015025	0.55%
18-Mar-16	0.000015017	0.55%
19-Mar-16	0.000015017	0.55%
20-Mar-16	0.000015017	0.55%
21-Mar-16	0.000015003	0.55%
22-Mar-16	0.000015075	0.55%
23-Mar-16	0.000015138	0.55%
24-Mar-16	0.000015319	0.56%
25-Mar-16	0.000015213	0.56%
26-Mar-16	0.000015213	0.56%
27-Mar-16	0.000015213	0.56%
28-Mar-16	0.000015351	0.56%
29-Mar-16	0.000015167	0.56%
30-Mar-16	0.000015247	0.56%
31-Mar-16	0.000015313	0.56%

AMARILLO NATIONAL BANK

Certificate of Deposit Account Registry Services (CDARS)



2nd QUARTER 2016

January through March, 2016

Second Quarter 2016
Potter County
Certificate of Deposit Investment Accounts

AMARILLO NATIONAL BANK - CERTIFICATE OF DEPOSIT ACCOUNT REGISTRY SERVICE (CDARS)

CERTIFICATE OF DEPOSIT ACCOUNT REGISTRY SERV.							
Certificate of Deposit General	Month	Principal Amount	Monthly Pledge Report	Interest Rate	Maturity Date	Interest Payment Frequency	Certificate of Deposit Term
	Potter County General PURCHASED 04/02/15	MARCH	\$ 7,000,000.00	FDIC	0.40%	31-Mar-16	At Maturity
Interest Earned: \$27,979.11							

|

28

Amarillo National Bank
P.O. Box 1
Amarillo, TX 79105

POTTER COUNTY
900 S. POLK, SUITE 701
AMARILLO, TX 79101

Date 04/02/15
Account [REDACTED]
Page 1 of 2

Subject: New Account Notice

Legal Account Title: POTTER COUNTY

Thank you for purchasing certificate(s) of deposit through Amarillo National Bank. These deposit(s) have been placed by us, as your agent and custodian, through CDARS® with one or more FDIC-insured depository institutions. Per your request, your funds will not be resubmitted for deposit at maturity. There is no grace period after maturity, so please advise us prior to 4:00 PM (local time) two business days before maturity if you wish to amend these instructions. If any of the following information is incorrect, or if you have any questions, please contact us at 806-378-8300 or send an email to cdars@anb.com.

Account ID	[REDACTED]	Principal Amount	7,000,000.00
Effective Date	04/02/15	Interest Rate	0.35%
Maturity Date	03/31/16	Annual Percentage Yield	0.35%
Interest Payment Frequency	AT MATURITY		
Interest Disbursement Type	Credit to Principal		
Maturity Disbursement Type	[REDACTED]		
Product Name	52-WEEK PUBLIC FUND CD		

Your certificate(s) of deposit were issued by the following FDIC-insured depository institution(s):

Arvest Bank	Fayetteville, AR	238,500.00
Banco Popular de Puerto Rico - IBC	Hato Rey, PR	238,500.00
Bank of America, N. A.	Charlotte, NC	238,500.00
Bank of Ann Arbor	Ann Arbor, MI	238,500.00
Bank of North Carolina	Thomasville, NC	238,500.00
Banner Bank	Walla Walla, WA	238,500.00
BB&T	Winston Salem, NC	238,500.00
BCB Community Bank	Bayonne, NJ	238,500.00
Capital Bank	Miami, FL	238,500.00
CBC National Bank	Fernandina Beach, FL	238,500.00
Central Natl Bank & Trust Co of Enid	Enid, OK	238,500.00
City First Bank of D.C., NA	Washington, DC	238,500.00
Citywide Banks	Aurora, CO	238,500.00
CrossFirst Bank	Leawood, KS	238,500.00
Customers Bank	Wyomissing, PA	238,500.00
First Interstate Bank	Billings, MT	238,500.00
First Security Bank	Batesville, MS	224,724.30
First Security Bank	Searcy, AR	138,167.20
Flatirons Bank	Boulder, CO	238,500.00
Iberiabank	Lafayette, LA	238,500.00
Independence Bank	Havre, MT	238,500.00
Integrity Bank & Trust	Monument, CO	151,234.11
LegacyTexas Bank	Plano, TX	238,500.00
Mechanics & Farmers Bank	Durham, NC	238,500.00
Mutual of Omaha Bank	Omaha, NE	238,500.00
Pacific Western Bank	San Diego, CA	68,500.00
Paragon Commercial Bank	Raleigh, NC	238,500.00

Amarillo National Bank
P.O. Box 1
Amarillo, TX 79105

POTTER COUNTY
900 S. POLK, SUITE 701
AMARILLO, TX 79101

Date 04/02/15
Account [REDACTED]
Page 2 of 2

Peoples Bank	Newton, NC	59,179.37
San Diego Private Bank	Coronado, CA	157,195.02
TriState Capital Bank	Pittsburgh, PA	238,500.00
Union Bank	Morrisville, VT	238,500.00
Western Alliance Bank	Phoenix, AZ	<u>238,500.00</u>
		7,000,000.00

Below is the depository institution(s) where you do not wish your funds placed, as you indicated at the time you submitted your funds to us for placement through CDARS.

JPMORGAN CHASE BANK

Columbus, OH

Thank you for your business.

Second Quarter 2016
Potter County

Certificate of Deposit Investment Accounts

AMARILLO NATIONAL BANK - CERTIFICATE OF DEPOSIT ACCOUNT REGISTRY SERVICE (CDARS)

CERTIFICATE OF DEPOSIT ACCOUNT REGISTRY SERV.							
Certificate of Deposit General		Principal Amount	Monthly Pledge Report	Interest Rate	Maturity Date	Interest Payment Frequency	Certificate of Deposit Term
	Month						
Potter County General PURCHASED 03/31/16	MARCH	\$ 5,000,000.00	FDIC	0.65%	30-Mar-17	At Maturity	52-Week Public Fund CD

CERTIFICATE OF DEPOSIT ACCOUNT REGISTRY SERV.							
Certificate of Deposit General		Principal Amount	Monthly Pledge Report	Interest Rate	Maturity Date	Interest Payment Frequency	Certificate of Deposit Term
	Month						
Potter County General PURCHASED 03/31/16	MARCH	\$ 2,000,000.00	FDIC	0.55%	29-Sep-16	At Maturity	26-Week Public Fund CD

Amarillo National Bank
P.O. Box 1
Amarillo, TX 79105

POTTER COUNTY
900 S. POLK, SUITE 701
AMARILLO, TX 79101

Date 03/31/16
Account [REDACTED]
Page 1 of 1

Subject: New Account Notice

Legal Account Title: POTTER COUNTY

Thank you for purchasing certificate(s) of deposit through Amarillo National Bank. These deposit(s) have been placed by us, as your agent and custodian, through CDARS® with one or more FDIC-insured depository institutions. Per your request, your funds will not be resubmitted for deposit at maturity. There is no grace period after maturity, so please advise us prior to 4:00 PM (local time) two business days before maturity if you wish to amend these instructions. If any of the following information is incorrect, or if you have any questions, please contact us at 806-378-8300 or send an email to cdars@anb.com.

Account ID	[REDACTED]	Principal Amount	5,000,000.00
Effective Date	03/31/16	Interest Rate	0.65%
Maturity Date	03/30/17	Annual Percentage Yield	0.65%
Interest Payment Frequency	AT MATURITY		
Interest Disbursement Type	Credit to Principal		
Maturity Disbursement Type	[REDACTED]		
Product Name	52-WEEK PUBLIC FUND CD		

Your certificate(s) of deposit were issued by the following FDIC-insured depository institution(s):

Bank of America, N. A.	Charlotte, NC	238,500.00
Bank of China	New York, NY	238,500.00
Bank of North Carolina	Thomasville, NC	238,500.00
Bank of the Ozarks	Little Rock, AR	238,500.00
BNC National Bank	Glendale, AZ	238,500.00
BTH Bank NA	Quitman, TX	238,500.00
Crestmark Bank	Troy, MI	238,500.00
CrossFirst Bank	Leawood, KS	238,500.00
Customers Bank	Wyomissing, PA	238,500.00
EverBank	Jacksonville, FL	238,500.00
Independence Bank	Havre, MT	238,500.00
LegacyTexas Bank	Plano, TX	238,500.00
Manufacturers Bank	Los Angeles, CA	238,500.00
Mechanics & Farmers Bank	Durham, NC	238,500.00
Merrick Bank	South Jordan, UT	238,500.00
Morris Bank	Dublin, GA	238,500.00
Paragon Commercial Bank	Raleigh, NC	238,500.00
Southern States Bank	Anniston, AL	238,500.00
St. Louis Bank	Town and Country, MO	230,000.00
TriState Capital Bank	Pittsburgh, PA	238,500.00
Western Alliance Bank	Phoenix, AZ	238,500.00
		<u>5,000,000.00</u>

Below is the depository institution(s) where you do not wish your funds placed, as you indicated at the time you submitted your funds to us for placement through CDARS.

JPMORGAN CHASE BANK
Thank you for your business.

Columbus, OH

Amarillo National Bank
P.O. Box 1
Amarillo, TX 79105

POTTER COUNTY
900 S. POLK, SUITE 701
AMARILLO, TX 79101

Date 03/31/16
Account [REDACTED]
Page 1 of 1

Subject: New Account Notice

Legal Account Title: POTTER COUNTY

Thank you for purchasing certificate(s) of deposit through Amarillo National Bank. These deposit(s) have been placed by us, as your agent and custodian, through CDARS® with one or more FDIC-insured depository institutions. Per your request, your funds will not be resubmitted for deposit at maturity. There is no grace period after maturity, so please advise us prior to 4:00 PM (local time) two business days before maturity if you wish to amend these instructions. If any of the following information is incorrect, or if you have any questions, please contact us at 806-378-8300 or send an email to cdars@anb.com.

Account ID	[REDACTED]	Principal Amount	2,000,000.00
Effective Date	03/31/16	Interest Rate	0.55%
Maturity Date	09/29/16	Annual Percentage Yield	0.55%
Interest Payment Frequency	AT MATURITY		
Interest Disbursement Type	Credit to Principal		
Maturity Disbursement Type	[REDACTED]		
Product Name	26-WEEK PUBLIC FUND CD		

Your certificate(s) of deposit were issued by the following FDIC-insured depository institution(s):

Bank of the West	San Francisco, CA	246,000.00
Bremer Bank, National Association	South St. Paul, MN	246,000.00
Cornhusker Bank	Lincoln, NE	246,000.00
Dallas Capital Bank, N.A.	Dallas, TX	246,000.00
First Natl Bank Albany/Breckenridge	Albany, TX	129,179.71
Morton Community Bank	Morton, IL	41,754.27
Signature Bank	New York, NY	246,000.00
Sovereign Bank	Dallas, TX	246,000.00
St. Louis Bank	Town and Country, MO	8,500.00
Sunshine Bank	Plant City, FL	98,566.02
The Park National Bank	Newark, OH	246,000.00
		<u>2,000,000.00</u>

Below is the depository institution(s) where you do not wish your funds placed, as you indicated at the time you submitted your funds to us for placement through CDARS.

JPMORGAN CHASE BANK

Columbus, OH

Thank you for your business.